

FA14B04-M12



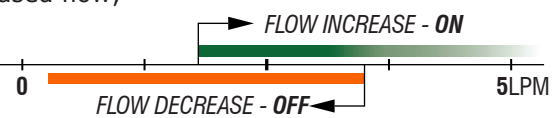
Material

PPA - Polyphthalamide



How it works A fluid flow through the sensor causes precise displacement of magnetic piston and closes an electrical contact (reed switch).

- Details**
- On/Off output; NO (SPST) working;
 - Detects increased or decreased flow;
 - Sensitivity adjustment¹.



- Typical applications**
- Lubrification and cooling systems monitoring;
 - Pipe fluid flow monitoring.

- Liquids**
- Clean water, oils, lubricants and filtered fuels².



Liquids with magnetic particles will cause deposition / magnetic sedimentation and it will prejudice the operation of the sensor. Use magnetic filter before the sensor.

Liquids with encrustation particles and/or solids require tests.

Technical specifications

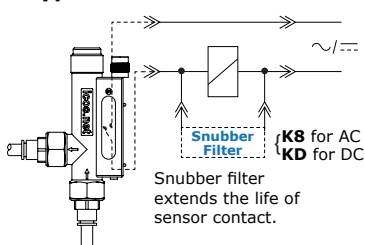
Internal clearance	8mm²
Maximum operating pressure	25bar
Operating temperature range	0°C to 100°C 140°C @1h
Inlet/outlet port	G 1/4" female
Spring	AISI 304 stainless steel
O'Ring	NBR (nitrilic rubber)
Output connection	M12 male plug (2 pins)
	M12 female connector NOT included
Enclosure rating	IP66
Electrical contact	Reed Switch 20W/VA

The sensors work in all voltage and current ranges displayed in the table below:

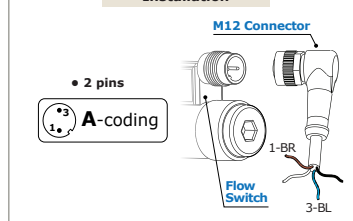
Operating Voltage	Max. Switching Power	Max. Switching Current	Peak Current
110Vac	20VA	0,2A	0,5A @20ms
220Vac	20VA	0,1A	0,5A @20ms
5Vdc	2,5W	0,5A	1A @20ms
12Vdc	5W	0,5A	1A @20ms
24Vdc	10W	0,5A	1A @20ms

24Vac: NOT recommended

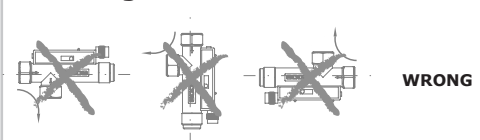
• Typical connection to contactor



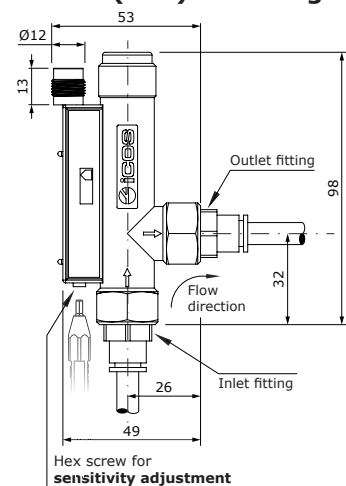
M12 Plug Sensors Installation



Mounting (Important!)



Dimensions (mm) and Weight 71g



Notes

¹ In water. Set point accuracy: ±15%.

Repeatability (not considered the viscosity change of liquids): ± 10%.

² For application in oil, also recommended model [FA14B06-M12](#).